





1. I have been told about the study and I know why it is being done and what to do. I know that I do not have to do it if I do not want to. If I have questions I can ask my teacher. I know that I can stop at any time.

		Response Percent	Response Count
I understand and will begin the survey.		100.0%	17
I would rather not do it.		0.0%	0
		answered question	17
		skipped question	0






2. Where do you go to school?

		Response Percent	Response Count
IS 53		0.0%	0
IS 109		0.0%	0
IS 137		0.0%	0
IS 192		0.0%	0
IS 210		0.0%	0
IS 226		100.0%	17
IS 238		0.0%	0
MS 202		0.0%	0
PS 42		0.0%	0
PS 197		0.0%	0
PS 223		0.0%	0
PS/IS 116		0.0%	0
PS/IS 225		0.0%	0
Al-Ihsan Academy		0.0%	0
August Martin HS		0.0%	0
Beach Channel HS		0.0%	0
Business Computer Application HS		0.0%	0
Christ Lutheran School		0.0%	0
Devine Mercy Catholic Academy Elementary and Middle School		0.0%	0
Far Rockaway HS		0.0%	0
Grace Lutheran Day School		0.0%	0
John Adams HS		0.0%	0




Richmond Hill HS	0.0%	0
St. Francis De Sales School	0.0%	0
St. Joachim and Anne	0.0%	0
St. Joseph's Parish Day	0.0%	0
St. Rose of Lima School	0.0%	0
Other	0.0%	0
other school (please specify)		0
answered question		17
skipped question		0

3. What grade are you in?			
		Response Percent	Response Count
6th		0.0%	0
7th		52.9%	9
8th		47.1%	8
9th		0.0%	0
10th		0.0%	0
11th		0.0%	0
12th		0.0%	0
answered question			17
skipped question			0




4. How often do you use your computer at home for homework?

		Response Percent	Response Count
I don't have a computer at home		5.9%	1
I don't use my home computer for homework		5.9%	1
A few times a year		0.0%	0
About once a month		17.6%	3
About once a week		29.4%	5
Almost every night		41.2%	7
		answered question	17
		skipped question	0





5. Compared to last year, this year my teachers are using computers...

		Response Percent	Response Count
less		5.9%	1
about the same amount		17.6%	3
more		76.5%	13
		answered question	17
		skipped question	0






6. Compared to last year, this year students in my grade are using computers...

		Response Percent	Response Count
less		11.8%	2
about the same amount		29.4%	5
more		58.8%	10
answered question			17
skipped question			0






7. During this school year, how much time per week did you spend using computers in your class(es)?

		Response Percent	Response Count
Not at all		0.0%	0
Less than one period per week		5.9%	1
1 or 2 periods (or a double period) per week		82.4%	14
3 to 4 periods per week		5.9%	1
More than 4 periods per week		5.9%	1
answered question			17
skipped question			0






8. During this school year, I typed up reports and assignments.

		Response Percent	Response Count
Never		11.8%	2
A few times a year		17.6%	3
About once a month		29.4%	5
About once a week		29.4%	5
Almost every day		11.8%	2
answered question			17
skipped question			0






9. During this school year, I made spreadsheets and graphs.

		Response Percent	Response Count
Never		58.8%	10
A few times a year		11.8%	2
About once a month		5.9%	1
About once a week		17.6%	3
Almost every day		5.9%	1
answered question			17
skipped question			0





10. During this school year, I used blogs to communicate with other students and teachers

		Response Percent	Response Count
Never		47.1%	8
A few times a year		5.9%	1
About once a month		5.9%	1
About once a week		23.5%	4
Almost every day		17.6%	3
answered question			17
skipped question			0




11. During this school year, I did research on the Internet for a report or assignment.

		Response Percent	Response Count
Never		5.9%	1
A few times a year		5.9%	1
About once a month		35.3%	6
About once a week		29.4%	5
Almost every day		23.5%	4
answered question			17
skipped question			0





12. During this school year, I made a PowerPoint presentation.

		Response Percent	Response Count
Never		35.3%	6
A few times a year		29.4%	5
About once a month		11.8%	2
About once a week		23.5%	4
Almost every day		0.0%	0
answered question			17
skipped question			0






13. During this school year, I used the computer to make a graphic novel.

		Response Percent	Response Count
Never		82.4%	14
A few times a year		11.8%	2
About once a month		0.0%	0
About once a week		5.9%	1
Almost every day		0.0%	0
answered question			17
skipped question			0






14. During this school year, I took a test on the computer.

		Response Percent	Response Count
Never		47.1%	8
A few times a year		23.5%	4
About once a month		11.8%	2
About once a week		17.6%	3
Almost every day		0.0%	0
answered question			17
skipped question			0






15. During this school year, I used a computer program to improve my study skills or learning skills.

		Response Percent	Response Count
Never		11.8%	2
A few times a year		17.6%	3
About once a month		5.9%	1
About once a week		41.2%	7
Almost every day		23.5%	4
answered question			17
skipped question			0




16. During this school year, I made or listened to a podcast.

		Response Percent	Response Count
Never		82.4%	14
A few times a year		5.9%	1
About once a month		0.0%	0
About once a week		5.9%	1
Almost every day		5.9%	1
answered question			17
skipped question			0





17. During this school year, I made or edited a webpage or worked in a web environment, like a wikispace.

		Response Percent	Response Count
Never		70.6%	12
A few times a year		0.0%	0
About once a month		17.6%	3
About once a week		5.9%	1
Almost every day		5.9%	1
answered question			17
skipped question			0





18. This school year, I collected data using equipment that go with the computer, like probes or PDAs.

		Response Percent	Response Count
Never		82.4%	14
A few times a year		0.0%	0
About once a month		5.9%	1
About once a week		0.0%	0
Almost every day		11.8%	2
answered question			17
skipped question			0









19. This school year, I made or edited a video or movie.

		Response Percent	Response Count
Never		82.4%	14
A few times a year		5.9%	1
About once a month		5.9%	1
About once a week		5.9%	1
Almost every day		0.0%	0
answered question			17
skipped question			0

20. During the past school year, I created or contributed to a web-based map or timeline.

		Response Percent	Response Count
Never		64.7%	11
A few times a year		17.6%	3
About once a month		5.9%	1
About once a week		11.8%	2
Almost every day		0.0%	0
answered question			17
skipped question			0

21. In which classes do you use technology. (Check all that apply)

		Response Percent	Response Count
Math		5.9%	1
Sciences		11.8%	2
English Language Arts		41.2%	7
Social Studies		47.1%	8
Art		23.5%	4
Music		0.0%	0
Physical Education/Gym		5.9%	1
ESL or ELL		0.0%	0
Computer Class		58.8%	10
Multi-Media		5.9%	1
None of the Above		0.0%	0
Other (please specify)			0
		answered question	17
		skipped question	0

22. How well do you know how to use the following equipment, applications or web sites?

	I never tried	I know the basics	I'm pretty good	I'm an expert	Response Count
Digital camera or video	35.3% (6)	11.8% (2)	23.5% (4)	29.4% (5)	17
Audacity or GarageBand	82.4% (14)	17.6% (3)	0.0% (0)	0.0% (0)	17
iMovie or Movie Maker	41.2% (7)	29.4% (5)	17.6% (3)	11.8% (2)	17
Wikispaces	64.7% (11)	23.5% (4)	11.8% (2)	0.0% (0)	17
Teacher/Class Blogs	47.1% (8)	29.4% (5)	11.8% (2)	11.8% (2)	17
Comic Life	35.3% (6)	23.5% (4)	23.5% (4)	17.6% (3)	17
answered question					17
skipped question					0

23. How much do you agree with these statements?

	Strongly Disagree	Disagree	Agree	Strongly Agree	Rating Average	Response Count
I am able to learn more when I use computers in my school.	6.3% (1)	0.0% (0)	43.8% (7)	50.0% (8)	3.38	16
I work harder on my assignments when I am using a computer.	0.0% (0)	12.5% (2)	43.8% (7)	43.8% (7)	3.31	16
I would be a better student if I got to use technology more in school.	0.0% (0)	12.5% (2)	62.5% (10)	25.0% (4)	3.13	16
Teachers in this school know a lot about how to use computers to help students learn more.	6.3% (1)	0.0% (0)	56.3% (9)	37.5% (6)	3.25	16
There are enough computers in my school for students to use for their schoolwork.	18.8% (3)	31.3% (5)	25.0% (4)	25.0% (4)	2.56	16
I am using computers in my class (es) in ways that other students in this school are not.	0.0% (0)	56.3% (9)	37.5% (6)	6.3% (1)	2.50	16
I have shown other students how to do things with computers.	0.0% (0)	12.5% (2)	75.0% (12)	12.5% (2)	3.00	16
I have shown a teacher how to do things with computers.	13.3% (2)	46.7% (7)	40.0% (6)	0.0% (0)	2.27	15
I use computers more in my class (es) than other students in this school	12.5% (2)	50.0% (8)	31.3% (5)	6.3% (1)	2.31	16
answered question						16
skipped question						1